






# Pre-Literacy Activities

# February 2025

Help your child get ready to read and write with one fun and simple activity a day!


[www.scclld.org](http://www.scclld.org)



Sun	Mon	Tue	Wed	Thu	Fri	Sat
 <p><b>Writing</b></p>	 <p><b>Reading</b></p>	 <p><b>Singing</b></p>	 <p><b>Talking</b></p>	 <p><b>Playing</b></p>		<p>1 Look for things that start with "F" (for February).</p>
<p>2 <b>Groundhog Day</b> Pretend to be groundhogs hiding in a hole. Pop up &amp; look for your shadow!</p>	<p>3 <b>VISIT SCCLD ONLINE!</b> Request books about Valentine's Day. <a href="http://scclld.org">scclld.org</a></p>	<p>4 Ask each family member to say, write, or draw 3 things they love.</p>	<p>5 <b>Heart Freeze Dance:</b> Cut out a heart. When the music stops, say a body part to place the heart on!</p>	<p>6 Look at a calendar &amp; count the days until Valentine's Day.</p>	<p>7 Think of words that rhyme with "heart."</p>	<p>8 Make up "Roses are red, Violets are blue," poems. For example, "I love to read, &amp; you do, too!"</p>
<p>9 <b>VISIT "STORYTIME ONLINE"</b> for stories, fingerplays, songs, &amp; more at: <a href="https://scclld.org/storytime-online/">https://scclld.org/storytime-online/</a></p>	<p>10 Describe the shades of red &amp; pink things you see: fuchsia, coral, brick, burgundy, tomato, etc.</p>	<p>11 <b>National Inventors' Day!</b> Invent something! Maybe a new snack?</p>	<p>12 Use a measuring tape or ruler to measure objects. Write the numbers down.</p>	<p>13 Make a Valentine for someone special.</p>	<p>14 <b>Happy Valentine's Day!</b> Eat pink, red &amp; white foods today!</p>	<p>15 Time yourself walking down the block &amp; again walking faster. Or pick a shorter distance.</p>
<p>16 <b>It's Black History Month!</b> Read an award-winning picture book like <i>Sulwe</i>, <i>The Undefeated</i>, or <i>The Day You Begin</i>.</p>	<p>17 <b>Presidents' Day</b> Vote for your favorite snack, animal, color, etc.</p>	<p>18 Count out a snack like grapes, cherry tomatoes, nuts, or berries.</p>	<p>19 Play with a kitchen tool in the bath tub. Try a baster, strainer, funnel or tongs.</p>	<p>20 <b>Love Your Pet Day!</b> Take a walk &amp; find a pet rock. You can paint it, or just pretend! What will you &amp; your new pet do together?</p>	<p>21 Turn on music. Take turns copying each other's dance moves.</p>	<p>22 Sing the <i>Alphabet Song</i> together as you wash your hands.</p>
<p>23 Put blankets &amp; pillows on the floor. Jump from "island" to "island." Count your jumps!</p>	<p>24 Allow an ice cube to thaw. Check on it periodically. How long did it take to go from a solid to a liquid?</p>	<p>25 <b>Two Little Lovebirds Rhyme</b> <i>(1 finger up on each hand)</i> <b>Two little lovebirds</b> <b>Sitting on a hill</b> <b>1 named Jack, 1 named Jill</b> <b>Fly away Jack, Fly away Jill</b> <i>(move each finger behind back)</i> <b>Come back Jack, Come back Jill</b> <i>(bring each finger forward)</i></p>	<p>26 <b>Tell a Fairy Tale Day</b> Check out a fairy tale from the library, tell one of your favorites, or make up your own story!</p>	<p>27 Play with magnets on a baking sheet.</p>	<p>28 Be quiet &amp; listen to the sounds in each room of your home. What do you hear?</p>	

# Pre-Literacy Practices

Five ways to help your child get ready to read:



## Singing



Sing every chance you get! Singing slows down language and helps children hear the smaller sounds in words. Songs expose children to words they don't hear in everyday language. This vocabulary boost helps them when they learn to read.



## Reading

Curl up with a book at bedtime, or any time. Keep books everywhere: in the car, stroller, and bath tub. Role model the love of reading together. Most kids who have been read 1,000 books by the time they start Kindergarten are ready to learn to read.



## Talking

Even newborns benefit from lots of talking! Tell stories, talk about the books you read, use new words, start conversations. Ask open-ended questions, giving children time to think and answer. Talking back and forth uses four parts of the brain; it takes young children extra time to form responses.

## Playing



Play is the “work” of children. Pretend play builds vocabulary, stretches the imagination, and nurtures pre-reading skills. Symbolic play (This box is a car! A boat! A train!) is the same type of thinking that allows them to understand that a picture or the written word represents a real thing.

## Writing



Play with a variety of writing tools. Color, draw, scribble, and write with crayons, chalk, or sticks in dirt or sand. Writing activities help children understand that writing and print has meaning. Developing fine motor skills prepares children for writing.



**Campbell Express Library**

1 W. Campbell Avenue

Campbell, CA 95008

(408) 866-1991

[www.sccld.org](http://www.sccld.org)

 **santa clara**  
county  
**library** district