









# Pre-Literacy Activities

Help your child get ready to read and write with one fun and simple activity a day!

# September 2023


scclld.org



Sun	Mon	Tue	Wed	Thu	Fri	Sat		
<p><b>VISIT SCCLD ONLINE!</b> Check out our Events Calendar &amp; attend a Storytime or program!</p>					1 Think of words together that start with "S" (for September)!	2 Freeze water & food coloring to make popsicles you can paint with.		
3 Take a walk & talk about the colors and shapes of the flowers you see.	4 Talk about your favorite songs & sing them.	5 Read a favorite book & then ask your child to tell you about the story.	6 Name body parts during a bath: waist, wrist, ankle, heel, etc. Sing <i>Head, Shoulders, Knees &amp; Toes</i> .	7 Use kitchen tongs to pick up cotton balls & drop them into a container. Count them!	8 List your family members. Name them out loud, draw them, look at photos, or write their names.	9 <b>National Teddy Bear Day!</b> Have a Tea Party with your favorite stuffed friend.		
10 Go on a nature walk. Find 10 leaves. How do they look? How do they feel? Count them!	11 Pick a nursery rhyme to practice this month until you have memorized it.	12 <b>Ants on a Log Day!</b> Add nut butter or cream cheese & raisins to celery. Count the "ants" (raisins)!	13 Mix up some of your shoes & socks. Then match them!	14 Sing a favorite song to your favorite toy.	15 Look for things that are hard & soft, smooth & rough, etc. Talk about how these are <i>opposites</i> .	16 <b>National Dance Day!</b> Get moving! Do the: <i>Chicken Dance, Hokey Pokey</i> , or just free dance!		
17 Spread a towel somewhere comfortable outside & read books together.	18 Make up a song about something you did over the weekend.	19 Talk to each other about things that made you smile today.	20 Draw with sidewalk chalk outside or on construction paper. Write your name!	21 Count different things outside. How many birds, ants, trees, etc., can you count?	22 Turn spelling your name into a song!	23 <b>First Day of Fall!</b> Make an Autumn Magic Wand: Find a stick. Glue leaves & ribbon to the end.		
24 <b>National Punctuation Day!</b> Point out the punctuation marks in a book & explain what they mean.	25 Find a homemade bubble solution recipe. Sing this <b>Hello Bubbles</b> song to the tune of <i>Frere Jacques</i> :  Hello bubbles (repeat 2x) Come and land (2x) Right in the middle (2x) Of my hand! (2x)	26 <b>Johnny Appleseed Day!</b> Read a book or eBook about apples. Make an apple snack!	27 Read a story & talk about the characters.	28 Finger paint with yogurt or pudding.	29 Clap, stomp or jump to the syllables in your name.	30 Play "camping." Build a "campfire" & "tent," tell a not-so-scary story, & pretend to fish.		
			 Playing	 Talking	 Writing	 Reading	 Singing	

# Pre-Literacy Practices

Five ways to help your child get ready to read:



## Singing



Sing every chance you get! Singing slows down language and helps children hear the smaller sounds in words. Songs expose children to words they don't hear in everyday language. This vocabulary boost helps them when they learn to read.



## Reading

Curl up with a book at bedtime, or any time. Keep books everywhere: in the car, stroller, and bath tub. Role model the love of reading together. Kids who have been read 1,000 books by the time they start Kindergarten are ready to learn to read.



## Talking

Even newborns benefit from lots of talking! Tell stories, talk about the books you read, use new words, start conversations. Ask open-ended questions, giving children time to think and answer. Talking back and forth uses four parts of the brain; it takes young children extra time to form responses.

## Playing



Play is the "work" of children. Pretend play builds vocabulary, stretches the imagination, and nurtures pre-reading skills. Symbolic play (This box is a car! A boat! A train!) is the same type of thinking that allows them to understand that a picture or the written word represents a real thing.

## Writing



Play with a variety of writing tools. Color, draw, scribble, and write with crayons, chalk, or sticks in dirt or sand. Writing activities help children understand that writing and print has meaning. Developing fine motor skills prepares children for writing.



**Campbell Express Library**  
1 W. Campbell Avenue  
Campbell, CA 95008  
(408) 866-1991  
[www.scclid.org](http://www.scclid.org)

 **santa clara**  
county  
**library** district