




Pre-Literacy Activities

May 2023

Help your child get ready to read and write with one fun and simple activity a day!


www.scclid.org



Sun	Mon	Tue	Wed	Thu	Fri	Sat
 <p>Playing</p>	 <p>Reading</p>	 <p>Writing</p>	 <p>Talking</p>	 <p>Singing</p>		
	<p>1 Mother Goose Day Read nursery rhymes. Act one out!</p>	<p>2 Build a tower out of something: Legos, blocks, books, etc. Count how many items high it is.</p>	<p>3 Look around for things that start with “M” (for May)!</p>	<p>4 Draw hopscotch on cement or with tape inside & play! Talk about the numbers.</p>	<p>5 National Astronaut Day Read a book about astronauts or space & pretend to be one!</p>	<p>6 Pick flowers (with permission!). Press them between pages of a heavy book. Tape them to paper.</p>
<p>7 Fill a water table or large bowl with water. Put different objects in. Talk about what floats.</p>	<p>8 Write a list of “Things To Do.” Cross them off as you complete them.</p>	<p>9 Practice singing your phone number to a tune like <i>Mary Had a Little Lamb</i> or <i>Twinkle Twinkle Little Star</i>.</p>	<p>10 Clean Your Room Day Make it fun! Group like items, count things, or see how fast you can pick up.</p>	<p>11 VISIT SCCLD ONLINE! Check out our online <i>Events Calendar</i> to find a Storytime or program to attend!</p>	<p>12 Read a story & draw a picture about the story.</p>	<p>13 Frog Jumping Day Pretend to be a frog! Jump, eat & ribbit like a frog. Play leap frog.</p>
<p>14 Happy Mother’s Day! Make a card for a mother you know: grandma, aunt, teacher, neighbor, etc.</p>	<p>15 VISIT SCCLD ONLINE! Check out an eBook or Downloadable Audiobook, or request a Vox book.</p>	<p>16 National Love a Tree Day Go on a walk & hug 5 trees.</p>	<p>17 Label items around the house. Point to the word on the label as you retrieve each item.</p>	<p>18 Play <i>Tic Tac Toe</i>.</p>	<p>19 Read a book with rhyming words. Count the number of words on a page that rhyme.</p>	<p>20 Make butter! Put heavy cream in a small lidded jar & shake vigorously until it’s butter!</p>
<p>21 Trace letters using crayons, markers, or paint.</p>	<p>22 Read a counting book & then choose something fun to count!</p>	<p>23 Think of words that rhyme with “May.”</p>	<p>24 Scavenger Hunt Day Hide things & hunt for them. Give clues!</p>	<p>25 Sing this song: <i>The itsy-bitsy spider Climbed up the water spout Down came the rain And washed the spider out Out came the sun And dried up all the rain And the itsy-bitsy spider Climbed up the spout again</i></p>	<p>26 Paper Airplane Day Make a paper airplane. Measure how far it flies!</p>	<p>27 Draw a picture of something you want to do this summer.</p>
<p>28 Go on a picnic in your yard, on your porch, or at a park.</p>	<p>29 Play bug-themed <i>Simon Says</i>. Simon says: fly like a butterfly, buzz like a bee, march like an ant, etc.</p>	<p>30 Blow bubbles. Count them as you pop!</p>				

Pre-Literacy Practices

Five ways to help your child get ready to read:



Singing



Sing every chance you get! Singing slows down language and helps children hear the smaller sounds in words. Songs expose children to words they don't hear in everyday language. This vocabulary boost helps them when they learn to read.



Reading

Curl up with a book at bedtime, or any time. Keep books everywhere: in the car, stroller, and bath tub. Role model the love of reading together. Most kids who have been read 1,000 books by the time they start Kindergarten are ready to learn to read.



Talking

Even newborns benefit from lots of talking! Tell stories, talk about the books you read, use new words, start conversations. Ask open-ended questions, giving children time to think and answer. Talking back and forth uses four parts of the brain; it takes young children extra time to form responses.

Playing



Play is the “work” of children. Pretend play builds vocabulary, stretches the imagination, and nurtures pre-reading skills. Symbolic play (This box is a car! A boat! A train!) is the same type of thinking that allows them to understand that a picture or the written word represents a real thing.

Writing



Play with a variety of writing tools. Color, draw, scribble, and write with crayons, chalk, or sticks in dirt or sand. Writing activities help children understand that writing and print has meaning. Developing fine motor skills prepares children for writing.

