



Pre-Literacy Activities






Help your child get ready to read and write with one fun and simple activity a day!

February 2023




www.scclld.org



Sun	Mon	Tue	Wed	Thu	Fri	Sat
 Reading	 Singing		1 Make up "Roses are red, Violets are blue," poems. "I love to read & you do, too!" No need to rhyme!	2 Groundhog Day Pretend to be groundhogs hiding in a hole. Pop up & look for your shadow!	3 Look for things that start with "F" (for February).	4 Heart Freeze Dance: Cut out a heart. When the music stops, call out a body part to place heart on!
5 Look at a calendar & count the days until Valentine's Day.	6 VISIT SCCLD ONLINE! Request books about Valentine's Day.	7 Be quiet & listen to the sounds in each room of your home.	8 Play with magnets on a baking sheet.	9 Ask each family member to say, write, or draw 3 things they love.	10 Think of words that rhyme with "heart."	11 National Inventors' Day! Invent something! Maybe a new snack?
12 Make a Valentine for someone you love.	13 Describe the shades of red & pink things you see: fuchsia, coral, brick, burgundy, tomato, etc.	14 Happy Valentine's Day! Eat pink, red & white foods today!	15 Count out a healthy snack or like grapes, cherry tomatoes, nuts, or berries.	16 Use a measuring tape or ruler to measure objects. Write the numbers down.	17 National Random Acts of Kindness Day Say or do something kind.	18 Time yourself walking down the block & again walking faster. Or pick a shorter distance.
19 Sing the <i>Alphabet Song</i> together as you wash your hands.	20 Presidents' Day Vote for your favorite snack, animal, color, etc.	21 See how many cotton balls fit in different containers. A small cup, pocket, snack container, etc.	22 Play with a kitchen tool in the bath tub. A baster, strainer, funnel or tongs could be fun!	23 VISIT "STORYTIME ONLINE" for stories, fingerplays, songs, & more at: https://scclld.org/storytime-online/	24 Turn on music. Take turns copying each other's dance moves.	25 It's Black History Month! Read an award-winning picture book like <i>Sulwe</i> , <i>The Undeclared</i> , or <i>The Day You Begin</i> .
26 National Tell a Fairy Tale Day Check out a fairy tale from the library, tell one of your favorites, or make up your own story!	27 Put blankets & pillows on the floor. Jump from "island" to "island." Count your jumps!	28 Two Little Lovebirds <i>(1 finger up on each hand)</i> Sitting on a hill 1 named Jack, 1 named Jill Fly away Jack, Fly away Jill <i>(move each finger behind back)</i> Come back Jack, Come back Jill <i>(bring each finger forward)</i>	 Playing	 Talking	 Writing	

Pre-Literacy Practices

Five ways to help your child get ready to read:



Singing



Sing every chance you get! Singing slows down language and helps children hear the smaller sounds in words. Songs expose children to words they don't hear in everyday language. This vocabulary boost helps them when they learn to read.



Reading

Curl up with a book at bedtime, or any time. Keep books everywhere: in the car, stroller, and bath tub. Role model the love of reading together. Most kids who have been read 1,000 books by the time they start Kindergarten are ready to learn to read.



Talking

Even newborns benefit from lots of talking! Tell stories, talk about the books you read, use new words, start conversations. Ask open-ended questions, giving children time to think and answer. Talking back and forth uses four parts of the brain; it takes young children extra time to form responses.

Playing



Play is the “work” of children. Pretend play builds vocabulary, stretches the imagination, and nurtures pre-reading skills. Symbolic play (This box is a car! A boat! A train!) is the same type of thinking that allows them to understand that a picture or the written word represents a real thing.

Writing



Play with a variety of writing tools. Color, draw, scribble, and write with crayons, chalk, or sticks in dirt or sand. Writing activities help children understand that writing and print has meaning. Developing fine motor skills prepares children for writing.

