









Pre-Literacy Activities

October 2021

Help your child get ready to read and write with one fun and simple activity a day!


www.scclld.org



Sun	Mon	Tue	Wed	Thu	Fri	Sat
					1 Use only the pictures in a book to tell the story.	2 Draw 10 circles & color them with different colors.
3 VISIT SCCLD ONLINE Check out a Downloadable Audiobook or eBook about pumpkins. Ask us how!	4 Talk about the different colors of apples. Use real apples, photos, or a book about apples.	5 Visit our "STORYTIME ONLINE" page for stories, songs, fingerplays & more! https://scclld.org/storytime-online/	6 National Noodle Day! Make dry noodle & glue art, or do fun sensory play with cooked noodles.	7 Talk about what you did yesterday, what you are going to do today, & the plan for tomorrow.	8 Take a bath. Bring items that can get wet. Do they float or sink?	9 I Love Yarn Day! Make a yarn web. Loop or tape it to furniture & walls. Navigate without touching!
10 Have a stuffed animal sleepover in the living room! Pop popcorn & tell them stories.	11 Spray shaving cream on a cookie sheet. Draw shapes, numbers or letters in it.	12 Pretend you are a rocket ship, count backwards from 10, then blast off!	13 Make music with pots, pans & spoons.	14 Find leaves, put paper over them & rub crayons on the paper. What happens?	15 Play <i>Rock, Paper, Scissors</i> & read <i>The Legend of Rock Paper Scissors</i> by Drew Daywalt.	16 It's Global Cat Day! What are some words that rhyme with cat?
17 Scavenger hunt walk! Find: rock, leaf, stick, bug, bird, piece of trash. Which doesn't belong in nature?	18 Pumpkin starts with P! Say the tongue twister <i>Peter Piper Picked a Peck of Pickled Peppers</i> .	19 Talk about the weather. Is it Cold? Windy? Rainy? Sunny? Foggy? Cloudy?	20 While reading a story, take turns imagining what will happen next.	21 Sing <i>Baa, Baa, Black Sheep</i> . Then sing it again changing the color of the sheep.	22 Put water, food coloring & 1 cut celery stalk in a cup. Check back the next day to see what happened!	23 Make a Difference Day! Read <i>I Am One: A Book of Action</i> by Reynolds & go do something to make a difference!
24 Play with a scarf. How many things can it be?	25 Count the fingers of everyone in your house.	26 Play " <i>I Spy with My Little Eye.</i> "	27 Roll, kick, or throw a ball together.	28 Make a tower with blocks.	29 Spell your name with food.	30 Find something orange to wear.
31 Play dress up! Who will you be today?	 Reading	 Playing	 Writing	 Talking	 Singing	

Pre-Literacy Practices

Five ways to help your child get ready to read:



Singing



Sing every chance you get! Singing slows down language and helps children hear the smaller sounds in words. Songs expose children to words they don't hear in everyday language. This vocabulary boost helps them when they learn to read.



Reading

Curl up with a book at bedtime, or any time. Keep books everywhere: in the car, stroller, and bath tub. Role model the love of reading together. Most kids who have been read 1,000 books by the time they start Kindergarten are ready to learn to read.



Talking

Even newborns benefit from lots of talking! Tell stories, talk about the books you read, use new words, start conversations. Ask open-ended questions, giving children time to think and answer. Talking back and forth uses four parts of the brain; it takes young children extra time to form responses.

Playing



Play is the “work” of children. Pretend play builds vocabulary, stretches the imagination, and nurtures pre-reading skills. Symbolic play (This box is a car! A boat! A train!) is the same type of thinking that allows them to understand that a picture or the written word represents a real thing.

Writing



Play with a variety of writing tools. Color, draw, scribble, and write with crayons, chalk, or sticks in dirt or sand. Writing activities help children understand that writing and print has meaning. Developing fine motor skills prepares children for writing.

