








Pre-Literacy Activities

July 2021

Help your child get ready to read and write with one fun and simple activity a day!


www.scclcd.org



Sun	Mon	Tue	Wed	Thu	Fri	Sat
		<p>Color Your World! Sign up for the Summer Reading Program https://scclcd.org/summer2021/</p>		1 Talk about the American flag & the colors in it. Then think of words that rhyme with "red" & "blue"!	2 Look around for things that start with "F" (for Flag)!	3 Go on a walk & look for things that are red.
4 Happy 4th of July! Eat foods that are red, white & blue. Decorate a scooter or bicycle & go for a festive ride!	5 Write the numbers 1-9. Let your child choose a number. Give them that many high-fives or hugs. Repeat!	6 Talk about your favorite things to do in summer. Ask your child to draw a picture of their favorite summer activity, & to "sign" it.	7 Grab objects from outside or around the house. Talk about how they are the same & different.	8 Make "sand". Mix 4 cups whole wheat flour & 1/2 cup vegetable oil. Create with your "sand"!	9 Ask "W" questions while reading: Who, What, When, Where, Why: <i>Why is she angry? What would you do?</i>	10 National Kitten Day! Read a cat book: <i>Kitten's First Full Moon</i> ; <i>Pete the Cat</i> ; or <i>Splat the Cat</i>
11 Cut pictures out of a magazine. Make up a story together based on the pictures.	12 National Paper Bag Day! Make paper bag puppets & play together.	13 VISIT SCCLD ONLINE: Attend our Facebook Live Storytime @ 11:00am! www.facebook.com/SCCLD/	14 Sit outside quietly with your eyes closed. Talk about all the sounds you hear.	15 Make shapes in a tray of rice with your finger.	16 VISIT SCCLD ONLINE: Check out an eBook or Downloadable Audio Book about oceans! Ask	17 Scavenger Hunt! Look for something: hard, round, orange, sticky, rough, shiny, wooden, etc.
18 National Ice Cream Day! Play Ice Cream Store. Make "ice cream" out of play dough, clay, etc.	19 Tell your child one of your favorite childhood summer memories.	20 National Moon Day! Moon-themed <i>Simon Says</i> : put moon-boots on, jump on the moon, blast off, etc.	21 As you read, explain what some punctuation means: question mark, comma, exclamation mark, period.	22 Play music with a fast beat, medium beat, and slow beat. Talk about it & dance!	23 Count blocks as your child stacks them.	24 National Amelia Earhart Day! Make a paper plane and measure how far it flies.
25 Play with bubbles & sing: 10 Little Bubbles (Hold up each finger as you sing): 1 little, 2 little, 3 little bubbles 4 little, 5 little, 6 little bubbles 7 little, 8 little, 9 little bubbles 10 little bubbles go... Pop! Pop! Pop! (clap x3)	26 Set up stuffed animals & play <i>Duck, Duck Goose</i> with them!	27 Tape a line, circle, square, etc. on the floor and walk along them.	28 Ask your child to tell you a bedtime story.	29 Spread a towel somewhere comfortable outside and read a book.	30 Clap each syllable in the names of family members & friends.	31 Model being a reader! Read in front of your child. Tell them about what you read.
	<p>Playing</p> 	<p>Reading</p> 	<p>Writing</p> 	<p>Talking</p> 	<p>Singing</p> 	

Pre-Literacy Practices

Five ways to help your child get ready to read:



Singing



Sing every chance you get! Singing slows down language and helps children hear the smaller sounds in words. Songs expose children to words they don't hear in everyday language. This vocabulary boost helps them when they learn to read.



Reading

Curl up with a book at bedtime, or any time. Keep books everywhere: in the car, stroller, and bath tub. Role model the love of reading together. Most kids who have been read 1,000 books by the time they start Kindergarten are ready to learn to read.



Talking

Even newborns benefit from lots of talking! Tell stories, talk about the books you read, use new words, start conversations. Ask open-ended questions, giving children time to think and answer. Talking back and forth uses four parts of the brain; it takes young children extra time to form responses.

Playing



Play is the “work” of children. Pretend play builds vocabulary, stretches the imagination, and nurtures pre-reading skills. Symbolic play (This box is a car! A boat! A train!) is the same type of thinking that allows them to understand that a picture or the written word represents a real thing.

Writing



Play with a variety of writing tools. Color, draw, scribble, and write with crayons, chalk, or sticks in dirt or sand. Writing activities help children understand that writing and print has meaning. Developing fine motor skills prepares children for writing.

