








# Pre-Literacy Activities

# May 2021

Help your child get ready to read and write with one fun and simple activity a day!


[www.scclld.org](http://www.scclld.org)



Sun	Mon	Tue	Wed	Thu	Fri	Sat
	 <p><b>Playing</b></p>	 <p><b>Reading</b></p>	 <p><b>Writing</b></p>			<p>1</p> <p><b>National Mother Goose Day!</b> Read nursery rhymes. Act one out!</p>
<p>2</p> <p>Look around for things that start with "M" (for May)!</p>	<p>3</p> <p>Draw hopscotch on cement or with tape inside &amp; play! Talk about the numbers.</p>	<p>4</p> <p>Pick flowers (with permission!). Press them between the pages of a heavy book. Tape or glue them to paper.</p>	<p>5</p> <p><b>National Astronaut Day!</b> Pretend to be an astronaut. Read a book about astronauts or space.</p>	<p>6</p> <p>Fill a water table or large bowl with water outside. Put different objects in. Talk about what floats.</p>	<p>7</p> <p>Read a counting book.</p>	<p>8</p> <p>Write a list of things To Do. Cross them off as you complete them.</p>
<p>9</p> <p><b>Mother's Day</b> Make a card for a mother you know; your mom, grandma, aunt, teacher, etc.</p>	<p>10</p> <p><b>Clean Up Your Room Day!</b> Make it fun! Group like items, count things, or see how fast you can pick up.</p>	<p>11</p> <p>Make butter! Put heavy cream in a small lidded jar &amp; shake vigorously until it's butter!</p>	<p>12</p> <p>Read a story &amp; draw a picture about the story.</p>	<p>13</p> <p><b>National Frog Jumping Day!</b> Pretend to be a frog! Jump, eat &amp; ribbit like a frog!</p>	<p>14</p> <p><b>National Dance Like a Chicken Day!</b> Do the <i>Chicken Dance</i>! Look for a video online.</p>	<p>15</p> <p>Play bug-themed <i>Simon Says</i>. Simon says: fly like a butterfly, buzz like a bee, march like an ant, etc.</p>
<p>16</p> <p><b>National Love a Tree Day</b> Go on a walk &amp; hug 5 trees.</p>	<p>17</p> <p><b>VISIT SCCLD ONLINE:</b> <i>Attend our Facebook Live Storytime @ 11:00am!</i> <a href="http://www.facebook.com/SCCLD/">www.facebook.com/SCCLD/</a></p>	<p>18</p> <p>Practice singing your phone number to a tune like <i>Mary Had a Little Lamb</i> or <i>Twinkle Twinkle Little Star</i>.</p>	<p>19</p> <p>Label things around the house. Point to the word on a label when you retrieve each thing.</p>	<p>20</p> <p>Blow bubbles. Count them as you pop!</p>	<p>21</p> <p>Think of words that rhyme with "May."</p>	<p>22</p> <p><b>VISIT THE ONLINE LIBRARY!</b> Check out an eBook or Downloadable audio book.</p>
<p>23</p> <p>Trace letters using crayons, markers, or paint.</p>	<p>24</p> <p><b>National Scavenger Hunt Day</b> Hide a few things &amp; hunt for them. Give clues!</p>	<p>25</p> <p><b>VISIT SCCLD ONLINE:</b> <i>Attend our Facebook Live Storytime @ 11:00am!</i> <a href="http://www.facebook.com/SCCLD/">www.facebook.com/SCCLD/</a></p>	<p>26</p> <p><b>National Paper Airplane Day</b> Make a paper airplane. Measure how far it flies.</p>	<p>27</p> <p>Read a book with rhyming words &amp; count the words on a page that rhyme.</p>	<p>28</p> <p>Play <i>Tic Tac Toe</i>.</p>	<p>29</p> <p>Draw a picture of something you want to do this summer.</p>
<p>30</p> <p>Build a tower out of something: Legos, blocks, books, etc. Count how many high it is.</p>	<p>31</p> <p>Sing this song: <i>The itsy-bitsy spider Climbed up the water spout Down came the rain And washed the spider out</i></p>	<p><i>Out came the sun And dried up all the rain And the itsy-bitsy spider Climbed up the spout again</i></p>		 <p><b>Talking</b></p>	 <p><b>Singing</b></p>	

# Pre-Literacy Practices

Five ways to help your child get ready to read:



## Singing



Sing every chance you get! Singing slows down language and helps children hear the smaller sounds in words. Songs expose children to words they don't hear in everyday language. This vocabulary boost helps them when they learn to read.



## Reading

Curl up with a book at bedtime, or any time. Keep books everywhere: in the car, stroller, and bath tub. Role model the love of reading together. Most kids who have been read 1,000 books by the time they start Kindergarten are ready to learn to read.



## Talking

Even newborns benefit from lots of talking! Tell stories, talk about the books you read, use new words, start conversations. Ask open-ended questions, giving children time to think and answer. Talking back and forth uses four parts of the brain; it takes young children extra time to form responses.

## Playing



Play is the "work" of children. Pretend play builds vocabulary, stretches the imagination, and nurtures pre-reading skills. Symbolic play (This box is a car! A boat! A train!) is the same type of thinking that allows them to understand that a picture or the written word represents a real thing.

## Writing



Play with a variety of writing tools. Color, draw, scribble, and write with crayons, chalk, or sticks in dirt or sand. Writing activities help children understand that writing and print has meaning. Developing fine motor skills prepares children for writing.

